

Extract Personal Information Management (PIM) elements stored in the different Microsoft Outlook folders and convert them into 'standard' formats.

- **Contacts to LDIF** and
- **Events/Tasks to ICS/iCal.**

So the Microsoft Outlook PIM data can be used with other applications easily.

Licence / Guarantee

The utility is provided as it is without any guarantee; see also the License agreement stored to the HTA file:

This program is free software; you can redistribute it and/or modify it under the terms of the GNU General Public License as published by the Free Software Foundation; either version 2 of the License, or (at your option) any later version.
 This program is distributed in the hope that it will be useful, but WITHOUT ANY WARRANTY; without even the implied warranty of MERCHANTABILITY or FITNESS FOR A PARTICULAR PURPOSE.
 See the GNU General Public License for more details.
<http://www.gnu.org/copyleft/gpl.html>

Prerequisites / Installation

Personal Information Management (PIM) like Contacts, Events, Todos are stored in the Microsoft Outlook Folders in a proprietary format. But Microsoft also provides proprietary access methodes to access that data. The trade-off, those data access methodes have to be ececuted in the Windows environment like Microsoft Windows 98/ME/2000/XP.

This "**PIM_escapeOL[0.4.x].hta**" – a HTML/JavaScript utility makes use of those methodes (eg. "ActiveXObject") and for execution it has to be installed in the same environment the Microsoft Outlook is installed.

The following diagram shows a directory structure for the utility and it's files:

```

any
directory  _____ PIM_iCal.ICS          (converted Events/Todos data)
               |_____ PIM_Contacts.LDIF (converted Contacts data)
               |
               |_____ PIM _____ PIM_escapeOL[0.4.x].hta (this utility)
                           |_____ PIM_ContantsMap.txt          (required *)
  
```

*\ The 'Contacts' conversion to LDIF data format needs a mapping

"Outlook / Thunderbird-Adressbook" and is provided with: "PIM_ContactsMap.txt".

Note:

With some installations the length of the pathname was a problem for this utility.

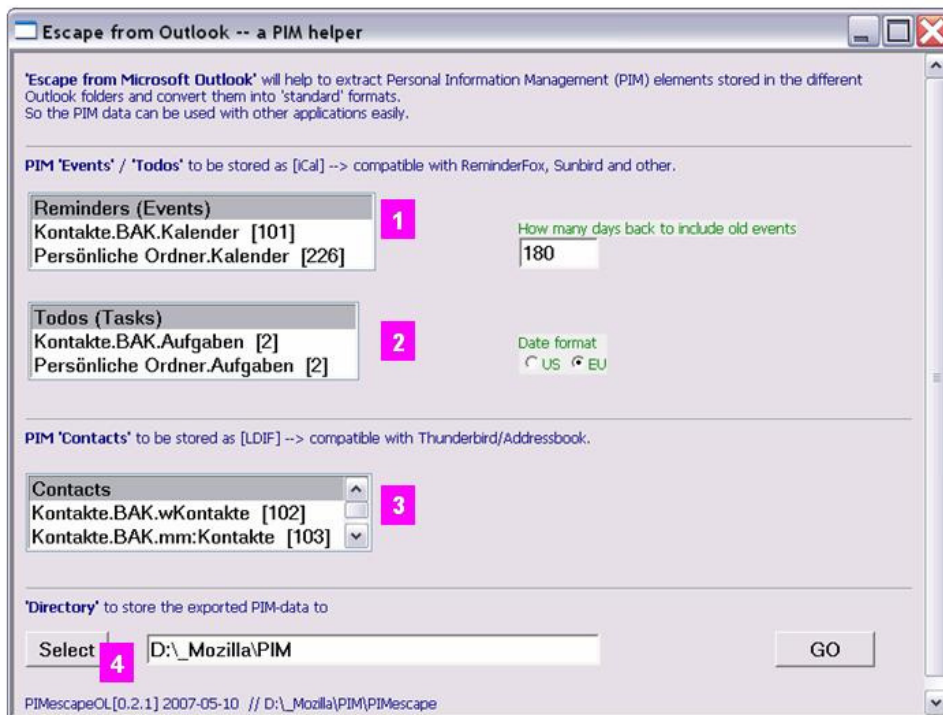
So a short pathname like "D:\PIM" is a good idea.

Start the Utility – configure for Outlook access

This is normally done with just double-click on the file in the Windows-Explorer or onto an installed short-link icon.

“.HTA” files are linked to “Microsoft HTML Application Host”

The utility opens with the following window which let the user configure which Outlook data has to be converted to LDIF or ICS format.



The lists 1. ... 3. show the available Outlook Folder and in parentheses how many items are stored there. As long as the first line is marked, no conversion for that type will be made. Selecting another line than the first will include that folder for the conversion.

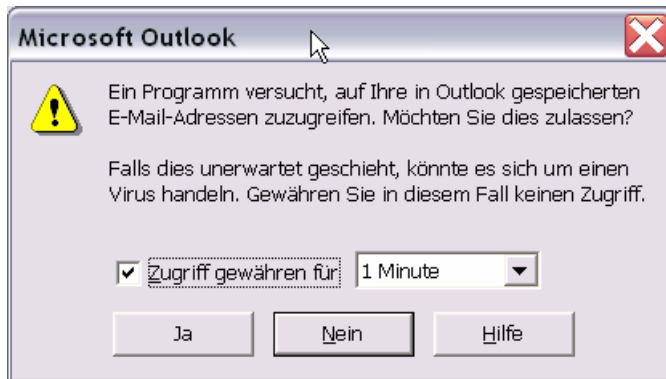
For 'Reminders' (also named 'Events') the number of days back from 'today' can be configured. For 'Reminders' and 'Tasks' the date can be chosen for US or European format notation.

At point 4. the directory for storing the converted files (see above) is shown, it's by default the parent directory of the utility. It can only be changed using the **Select** button.

Start the conversion – store the converted data

The '**GO**' button starts converting the data from the selected Outlook folder(s).

Accessing the Outlook folder a message is displayed:



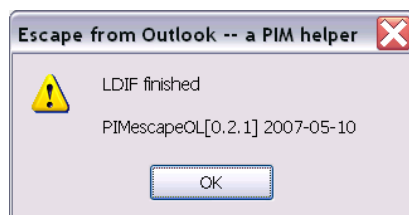
Give access and continue with "Yes" ("Ja").

The Reminders/Todos and/or the Contacts will be read, converted and stored in the files to the selected directory, eg.

with the example from the picture above:

- the "Reminders/Todos" to D:_Mozilla\PIM\PIM_iCal.ICS
- the "Contacts" to D:_Mozilla\PIM\PIM_Contacts.LDIF

Wait for the termination LDIF conversion takes it's time!

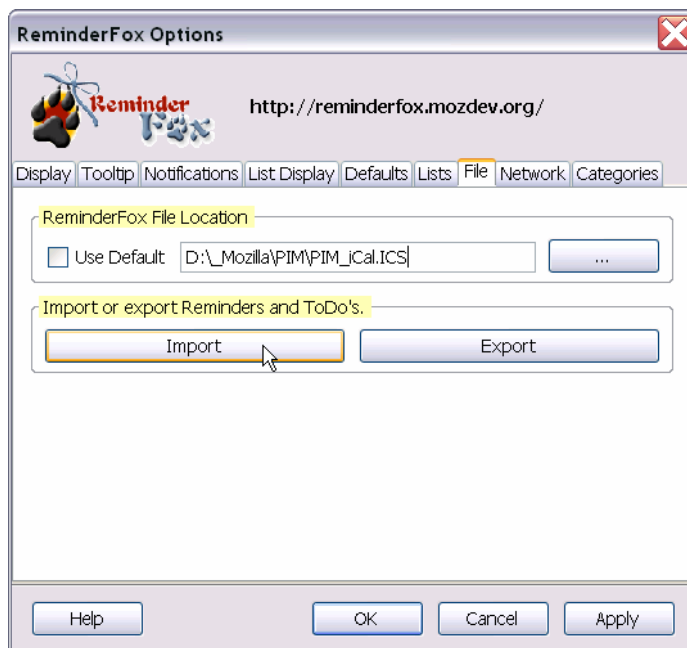


Import the converted “Reminders / Todos”

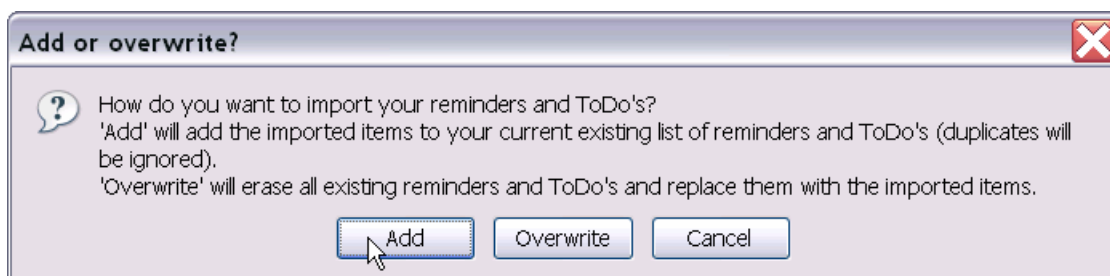
The focus for the Reminders/Todos conversion is to provide the MS Outlook data in a form, it can be handled with **ReminderFox** (see <http://reminderfox.mozdev.org/index.html>), but each other program which handles ICS data can use it.

The generated **PIM_iCal.ICS** file with Reminders/Todos items can be imported to ReminderFox using the normal import function. For a detailed description see:

FAQ “Importing and Exporting reminders and ToDo's” at <http://reminderfox.mozdev.org/faq.html#s1>



Make sure to choose “**ADD**” from next window!



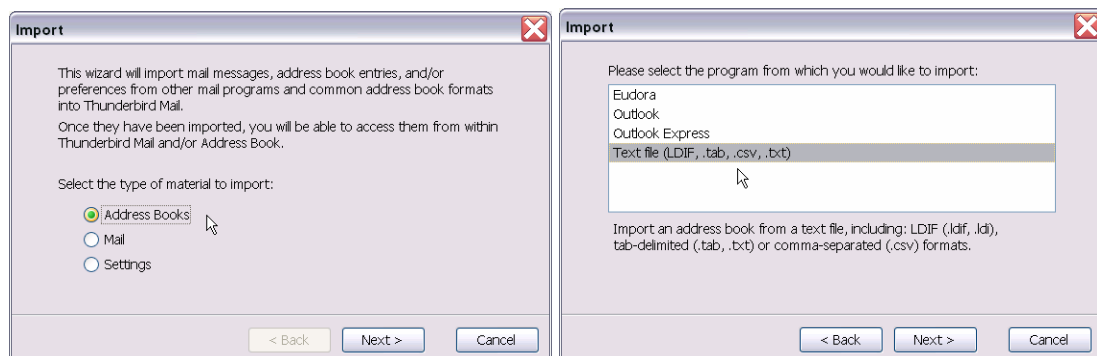
The import will be finished with an alert window.

Import the converted Contacts to Thunderbird/AddressBook

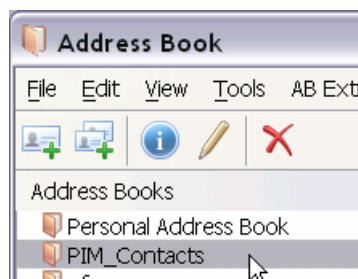
For the conversion of the Outlook contacts the LDIF format was chosen. LDIF seems to be the best method to lose only very few contact attributes. The implemented conversion makes use of all Thunderbird/Address Book attributes as long as an equivalent can be found with Outlook Contacts. This mapping is stored to a file **PIM_ContantsMap.txt**. Most requirements to change the mapping can be done with that file.

For importing of the converted contacts the normal Thunderbird/AddressBook for LDIF data has to be used:

from AddressBook menu: → Tools → Import



With the next dialog choose the directory and file with the contacts data (D:_Mozilla\PIM\PIM_Contacts.LDIF). This will add a new Address Book named as the file.



Notes:

The current Thunderbird/Addressbook doesn't support some important attributes provided by Outlook. The utility stores them to the 'Notes' field of the contact, eg:

```
ol_CreationTime: Mon Jan 12 17:31:33 UTC+0100 2004
modifytimestamp: Mon Jun 30 21:24:40 UTC+0200 2008
```

For the import of the Outlook attribute "Categories" an import of this attribute is also configured to store it to the Thunderbird/Addressbook field "mozillaCustom4"

see PIM_ContantsMap.txt:

```
Categories,mozillaCustom4
Categories,mozillaCategory
```

Updates

See separate file 'PIM_escapeOL_Historie.txt'

Is the origin Outlook data altered?

NO! The utility does NOT write any data to Microsoft Outlook!

If anything fails

In the case the utility fails, it will generate an error alert. You can also see if there is an additional output at:

"PIM_escapeOL_errorInfo.txt"